


# YOUR GUIDE TO... LED LIGHTING



Display Lighting is an effective addition to any exhibition stand or retail space, helping the brand message stand out. With varying solutions that fit securely on to a range of Pop-Ups, Tube Fabric Displays or Banner Stands.

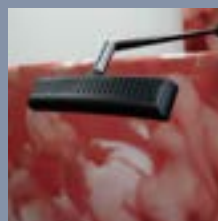
## LED ENTRY 10W

Can be used with Pop-ups and Tube Fabric Displays  
Daisy Chain up to 1.5m  
Suitable for joining up to 5 lights together on a single power pack  
Lumens- 1000 lm  
Kelvin- 6500K



## LED SLIM 12W

Can be used with Pop-ups and Tube Fabric Displays  
Daisy Chain up to 1.5m  
Suitable for joining up to 5 lights together on a single power pack  
Lumens- 1200 lm  
Kelvin- 6500K




## LED SQUARE 12W

Can be used with Pop-ups and Tube Fabric Displays  
Daisy Chain up to 1.5m  
Suitable for joining up to 5 lights together on a single power pack  
Lumens- 1200 lm  
Kelvin- 6500K




## LED SQUARE 24W

Can be used with Pop-ups and Tube Fabric Displays  
Daisy Chain up to 1.5m  
Suitable for joining up to 5 lights together on a single power pack  
Lumens- 2400 lm  
Kelvin- 6000-6500K



## BANNER STAND LED ENTRY 5W

Easily clips to a Roller Banner with no fuss  
Lumens- 500 lm  
Kelvin- 5000K



## TUBE LIGHT BRACKET

Needed for attaching any of our compatible lights to a Tube Fabric Display

